

Step One after logging in: Once logged in to your account, you may click on the **icon image** (circled at bottom, Fig. 1) for any collection or click the **COLLECTIONS** link (circled at the top of Fig1).

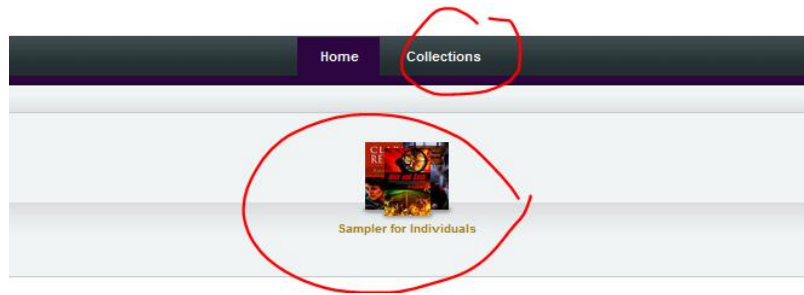


Figure 1: home screen after login

If you click the **COLLECTIONS** link, a row listing of each collection will appear. (Fig.2)

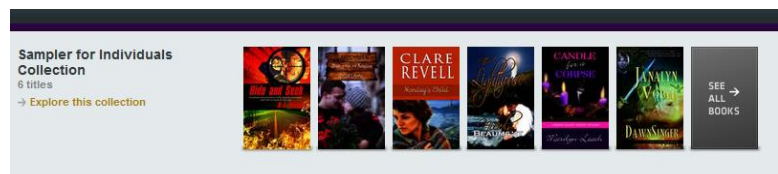


Figure 2: a sample row which names a collection

Clicking anywhere on the desired collection will open the collection view (see Fig 3). (**In step one**, if you click on the collection **ICON** instead of the **COLLECTIONS** link, you will arrive at the screen below, directly.

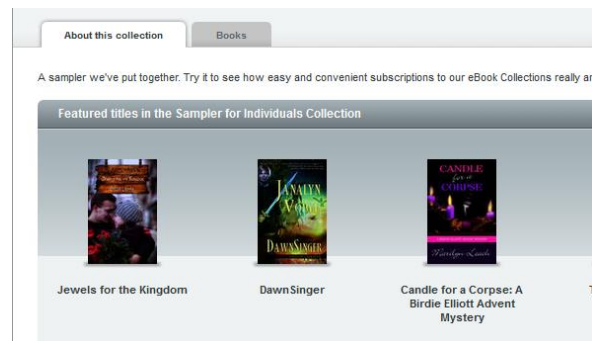


Figure 3: A Collection's home screen

Click any book in the collection to access it. Click: Read Online, Download (if available) or navigate the tabs. (Fig 4)

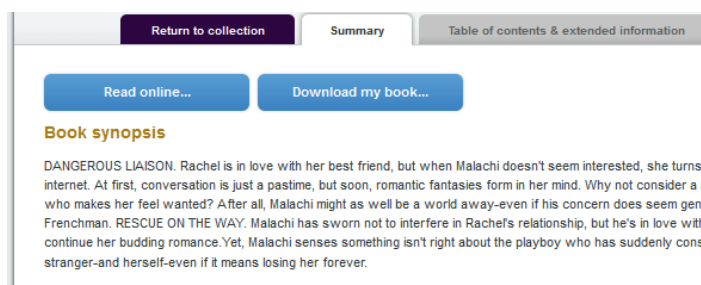


Figure 4: Summary of book